




# Cloud Graphing

Jane observed the clouds twice a day for 2 weeks. She used tally marks to record how many of each cloud she observed. Create a bar graph showing the number of different clouds Jane saw. Remember to give your graph a title and label the axis on the graph.

Cumulus Cloud	
Stratus Cloud	
Cirrus Cloud	
Nimbus Cloud	