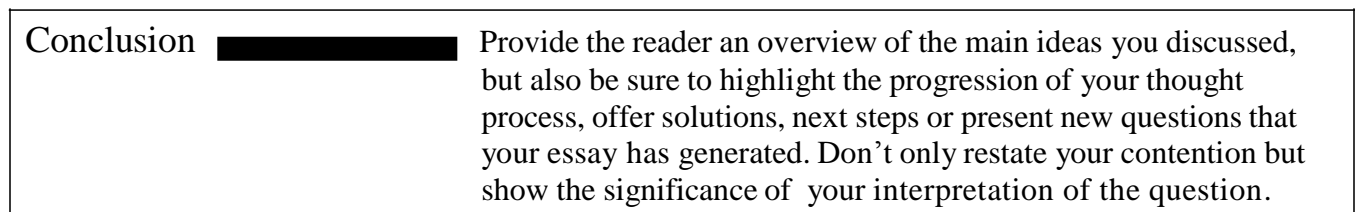
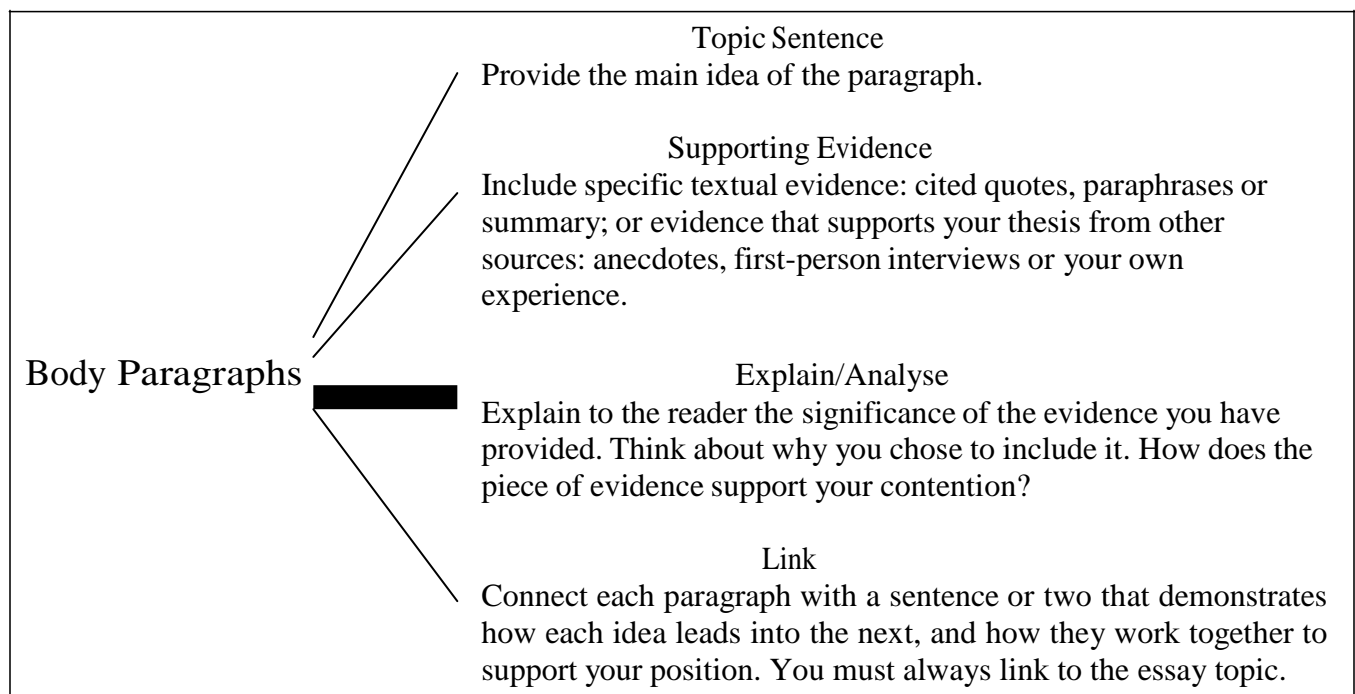
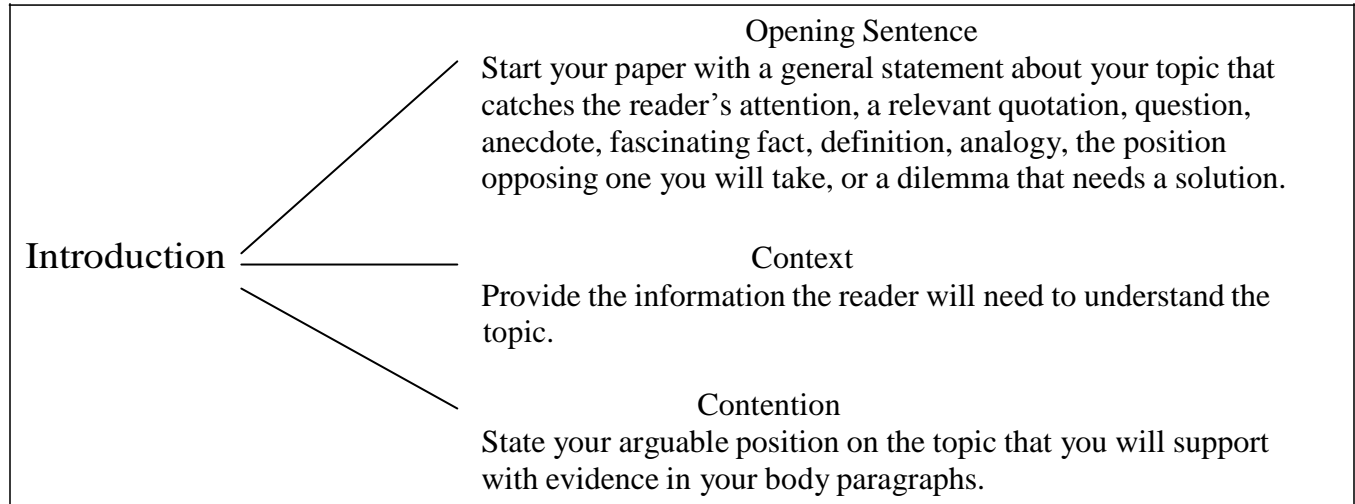


## Structure of a General Expository Essay

The following maps a commonly used structure for many academic essays. Use this outline to guide you as you compose your own argument, research or even descriptive essay.



## My Outline

Try applying this structure to your own writing: write sentences for the corresponding elements of your introduction, body paragraphs and conclusion in the space provided below.

### Introduction:

Begin your paper with a opening sentence or “hook” about your topic that catches the reader’s attention. Reference the list on the front for ideas.

Include context: provide the information the reader will need to understand the topic.

State your contention - your arguable position on the topic. What side will you take? What will you prove in your essay? What are you going to explore?

### One Practice Body paragraph:

Write a general topic sentence that states the main idea of the paragraph for your first body paragraph, or for one you are having difficulty organising.

Write down the specific textual evidence or evidence from other sources that you are using to support your thesis.

Analyze? Explain your evidence: tell the reader what is significant or important about this evidence. How does the piece of evidence support your thesis? Why did you choose to include it?

Don’t forget a transition sentence: Connect each paragraph with a sentence or two that demonstrates how each idea leads into the next. Link to topic.

### Conclusion:

Make connections for the reader in your conclusion. You should refer back to your contention, but don’t simply restate it. Use some of the following questions to guide you:

- Did you propose any solutions? Are there solutions yet to be discovered?
- What questions still need to be answered?
- What is the larger significance of the topic you chose to write about?
- What should the reader do or think after reading your paper?