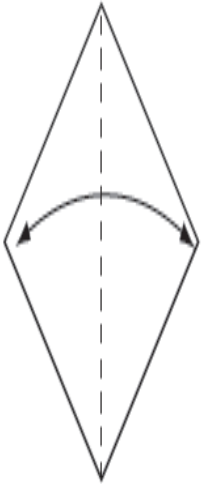
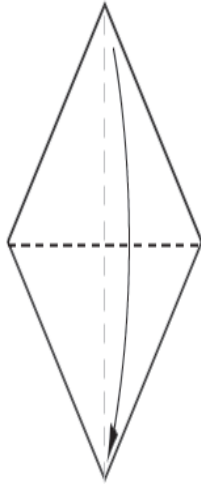


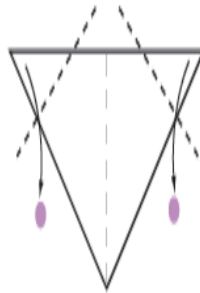
## Oral Instructions for the teacher



1. Start with your paper white side up. Fold in half then open.



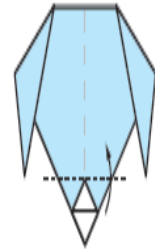
2. Fold the top corner down to the bottom corner.



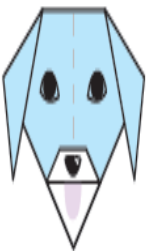
3. Fold the two top corners down to the points shown



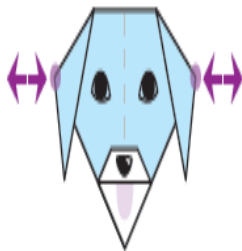
4. Fold the uppermost layer of the bottom corner up a little way



5. Fold this layer up again, from the top of the triangle as shown



6. Add eyes and a nose to the dog's face. If you like you can even add a tongue!



To make your dog talk, hold the model by the ears and move back and forwards shown by the arrows.